

GIANT

Team TOBROCO

Industrielaan 2, 5061 KC Oisterwijk

Tel.: +31 (0)13-5211212

Fax: +31 (0)13-5234045

Internet: www.tobroco-giant.com

E-Mail: info@tobroco.com



D204SW

D254SW

D204SW TELE

D254SW TELE

WHEEL LOADERS

Big performance in a small package



D204SW - D254SW - D204SW TELE - D254SW TELE



BIG PERFORMANCE IN A SMALL PACKAGE

TOBROCO-GIANT has a wide range of wheel loaders, including two new compact telescopic wheel loaders, each with a lift height range of no less than 2750 mm, a machine width of 920 mm and a net weight of 1.200 kg.



GIANT

WIDE SELECTION

TOBROCO-GIANT offer a wide selection of unique wheel loaders. Flexible, strong and adjusted to your requirements for small-scale and large-scale operations.



	D204SW	D254SW	D204SW TELE	D254SW TELE
Engine	3 cylinder Kubota D722	3 cylinder Kubota D902	3 cylinder Kubota D722	3 cylinder Kubota D902
Power	20 hp / 15 kW	25 hp / 18 kW	20 hp / 15 kW	25 hp / 18 kW
Drive system	Hydraulic 4WD with automotive pump, Poclain wheel motors	Hydraulic 4WD with automotive steering, Poclain wheel motors	Hydraulic 4WD with automotive pump, Poclain wheel motors	Hydraulic 4WD with automotive steering, Poclain wheel motors
Driving speed	0 - 15 km/h	0 - 15 km/h	0 - 15 km/h	0 - 15 km/h
Working hydraulics	28 L/min, 150 bar	28 L/min, 150 bar	28 L/min, 190 bar	28 L/min, 190 bar
Parking brake	Hydraulic multi-disc brake, electrically activated	Hydraulic multi-disc brake, electrically activated	Hydraulic multi-disc brake, electrically activated	Hydraulic multi-disc brake, electrically activated
Tipping load, vehicle straight	1.000 kg	1.000 kg	--	--
Lifting capacity	1.100 kg	1.100 kg	--	--
Weight	1.100 kg	1.100 kg	1.200 kg	1.200 kg
Diesel / Oil capacity	45 L / 52 L	45 L / 52 L	46 L / 48 L	46 L / 48 L
Quick change	GIANT Compact (Mechanical)	GIANT Compact (Mechanical)	GIANT Compact (Mechanical)	GIANT Compact (Mechanical)
Standard tyres (vehicle width)	23x8.50-12 AS (960 mm)	23x8.50-12 AS (960 mm)	23x8.50-12 AS (960 mm)	23x8.50-12 AS (960 mm)

Details subject to change.

MULTIFUNCTIONAL

GIANT supplies hundreds of attachments, which allows you to use the wheel loader for many more work operations than you might at first have imagined possible.



RAPID REPLACEMENT

Thanks to the GIANT rapid-replacement system, you can uncouple and couple your attachments easily and quickly. Note: To be of even greater service to you as our customer, we not only offer a range of uncoupling and coupling systems, but also custom attachments. Do you not have a GIANT rapid replacement system or are you looking for an attachment geared towards your particular situation? Ask your nearest GIANT dealer about optional features.

D204SW UNTIL D254SW TELE



GIANT COMPACT
MECHANICAL

OPTION: HYDRAULIC



WWW.GIANT-ATTACHMENTS.COM

Note: TOBROCO-GIANT advises against the use of a shovel that exceeds the width of the machine incl. tyres.

GOOD THINGS COME IN SMALL PACKAGES

All the advantages at a glance:

- ✓ IDEAL FOR SMALL SPACES
- ✓ EASY TO TRANSPORT
- ✓ COMPACT
- ✓ AFFORDABLE QUALITY
- ✓ GIANT COMPACT QUICK CHANGE
- ✓ WIDE RANGE OF ATTACHMENTS
- ✓ MANY OPTIONS AVAILABLE
- ✓ HIGH LIFT HEIGHT

CUSTOMER-ORIENTED

We know the importance of listening to customers. Together we seek a suitable solution for your situation. We enjoy a challenge.

HYDRAULICS



Double acting hydraulic function on the lift arm (mechanically operated)

SAFETY



Standard with ROPS / FOPS safety roof, incl. safety doors left and right.

STRONG



The GIANT COMPACT TELE series comes with powerful, fuel-efficient Kubota engines and four powerful Poclain wheel motors.

Many options available!
WWW.TOBROCO-GIANT.COM



TYRES

A wide selection of tyres makes the machine suitable for any surface.



23x8.5-12 AS
(57,5 x 20,5 cm)
Standard on machine



23x8.5-12 Skid
(58,5 x 21,5 cm)



23x8.5-12 Grass
(57,5 x 21 cm)



23x10.5-12 AS
(58 x 25,5 cm)



23x10.5-12 Grass
(58,5 x 26 cm)



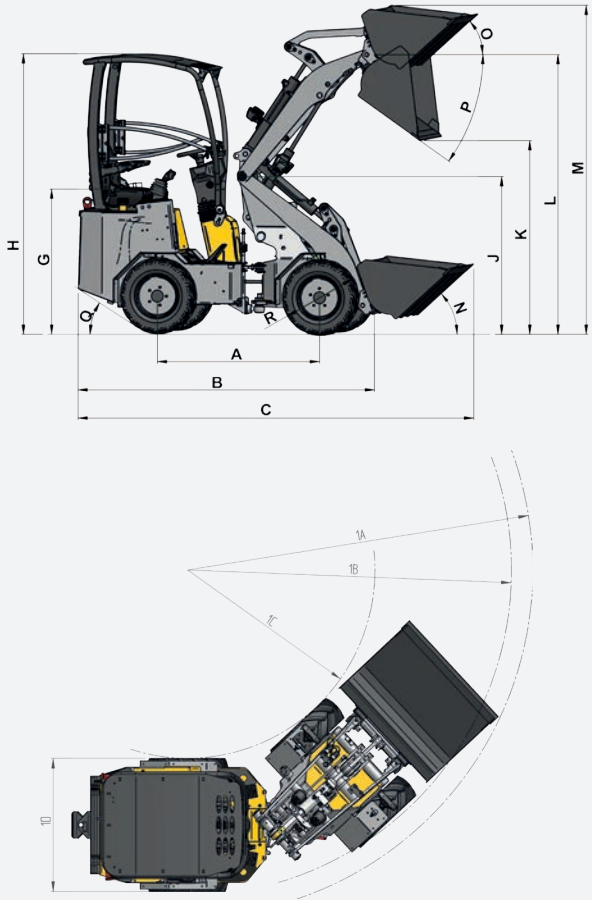
24x13-12 Grass
(60,5 x 32 cm)

Details subject to change.

TECHNICAL SPECIFICATIONS

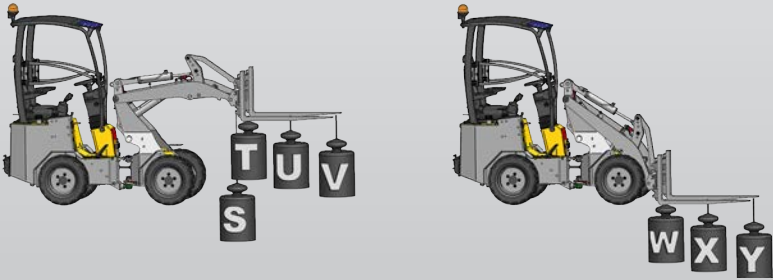
	D204SW	D254SW	D204SW TELE	D254SW TELE
A	1.230	1.230	1.247	1.247
B	2.211	2.211	2.265	2.265
C	2.911	2.911	2.870	2.870
G	1.020	1.020	1.020	1.020
H	2.060	2.060	2.060	2.060
J	1.380	1.380	1.310	1.310
K	1.408	1.408	2.120	2.120
L	2.170	2.170	2.800	2.800
M	2.976	2.976	3.360	3.360
N	43°	43°	43°	43°
O	45°	45°	50°	50°
P	46°	46°	40°	40°
Q	34°	34°	34°	34°
R	Ø 570	Ø 570	Ø 570	Ø 570
1A	2.225	2.225	2.225	2.225
1B	1.967	1.967	1.967	1.967
1C	978	978	978	978
1D	920	920	920	920

Dimensions in mm, measured on standard tyres.

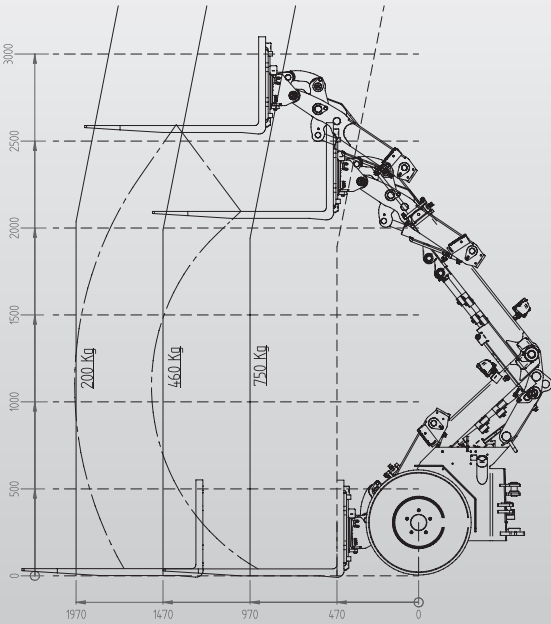


	D204SW	D254SW	D204SW TELE	D254SW TELE
S	1.000 kg	1.000 kg	See lifting table	
T	800 kg	800 kg		
U	550 kg	550 kg		
V	410 kg	410 kg		
W	1.480 kg	1.480 kg		
X	840 kg	840 kg		
Y	510 kg	510 kg		

Tipping loads measured in straight-ahead position, with no extra counterweights.
We reserve the right to make changes without notice and are not responsible for errors or omissions.



TIPPING LOAD TABLE



Details subject to change.



WWW.GIANT-ATTACHMENTS.COM



WWW.TOBROCO-GIANT.COM



TOBROCO-GIANT

Industrielaan 2,
5061 KC Oisterwijk (Netherlands)
Tel.: +31 (0)13-5211212
Fax: +31 (0)13-5234045
Internet: www.tobroco-giant.com
E-Mail: info@tobroco.com



Kombainserviss

All technical data in this brochure refer to production models tested under Central European operating conditions and describe their standard functions. The designs and their methods of operation, as well as the accessories, depend on the relevant model and on the options available for this product, as well as country-specific regulations valid in the country of sale. Illustrations may display products, which are not listed or not available as standard. The descriptions, illustrations, weight data and technical data are non-binding and are in accordance with the most up-to-date standards at the time of going to press. Modifications relating to the structure, design, visual and technical features are subject to change without prior notification due to continuous developments of products. If you require special functions, which are only available by using supplementary components, and/or have particular constraints, then please contact us! We will be pleased to answer your questions and let you know whether and under what conditions special functions can be implemented in terms of the product and the environmental conditions. In case of any doubt concerning the loading capacity or the functionality of our products based upon special circumstances, we recommend that test operations are performed under safe limiting conditions. In spite of the greatest possible care taken, we are not able to exclude the possibility of variations in illustrations or dimensions, calculation errors, printing errors or omissions in this brochure. For this reason we do not accept any liability for the propriety and completeness of our information in this brochure. Within the framework of our General Commercial Terms and Conditions, we guarantee that our products operate properly. We do not, in principle, provide guarantees beyond these general terms and conditions. Liability beyond these general terms and conditions as set out in our General Commercial Terms and Conditions is therefore excluded.